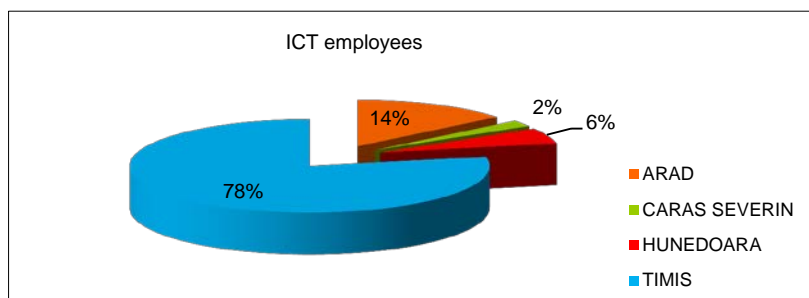
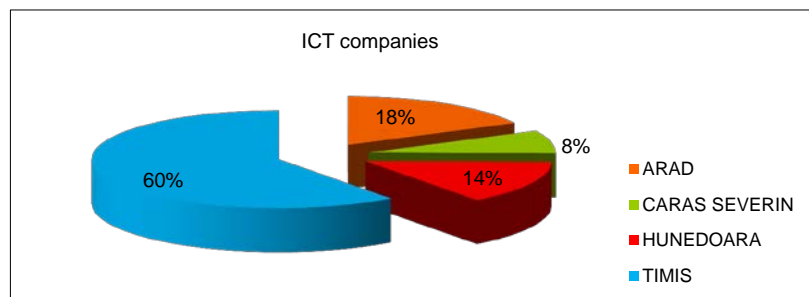


## BRIEF ON ICT SECTOR WEST REGION ROMANIA

DATE FINANCIARE 2012

<b>Sector:</b>	ICT
<b>NACE CODES:</b>	NACE 261-264, 268 Fabrication of computers and opticals (Eurostat def) NACE 951 Service fo computer and communication equipment (Eurostat def) NACE 582 Soft-ware editing (Eurostat def) NACE 474 Commerce PC+telecommunications NACE 611,612 Telecommunication services NACE 62 Proqraming computers (Eurostat def) NACE 63 Informatic services (Eurostat def)
<b>Total companies:</b>	1666
<b>Foreign owned capital:</b>	214

	nr of companies	employees	turnover Euro	profit Euro
ARAD	293	1,943	108,424,821	4,150,059
CARAS SEVERIN	128	301	9,175,137	669,056
HUNEDOARA	242	752	21,642,529	1,518,432
TIMIS	1,003	10,731	354,669,948	29,963,302
<b>Total</b>	<b>1,666</b>	<b>13,727</b>	<b>493,912,435</b>	<b>36,300,849</b>

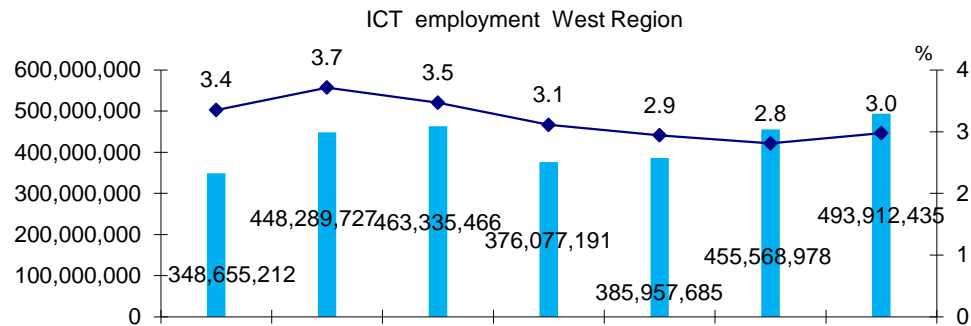
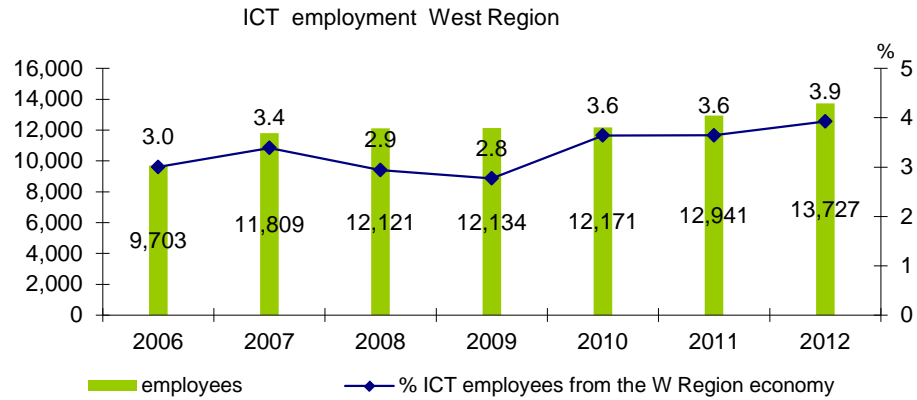


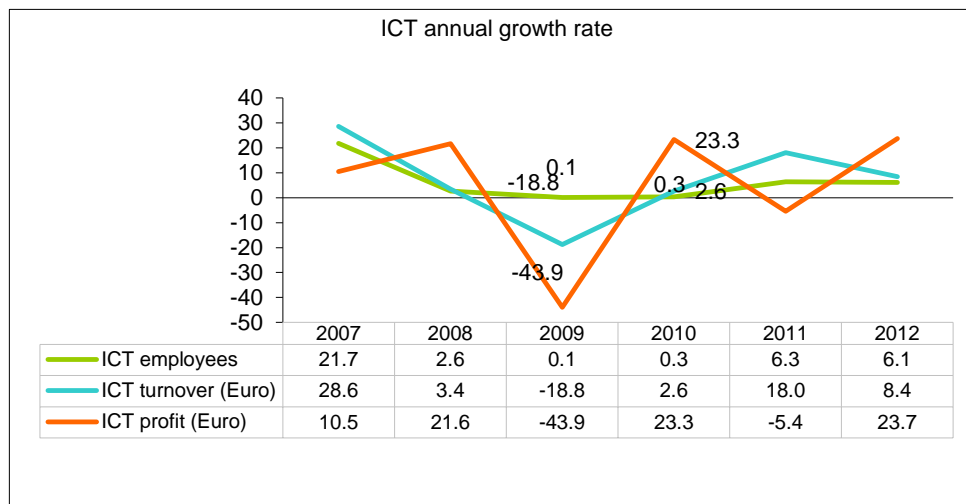
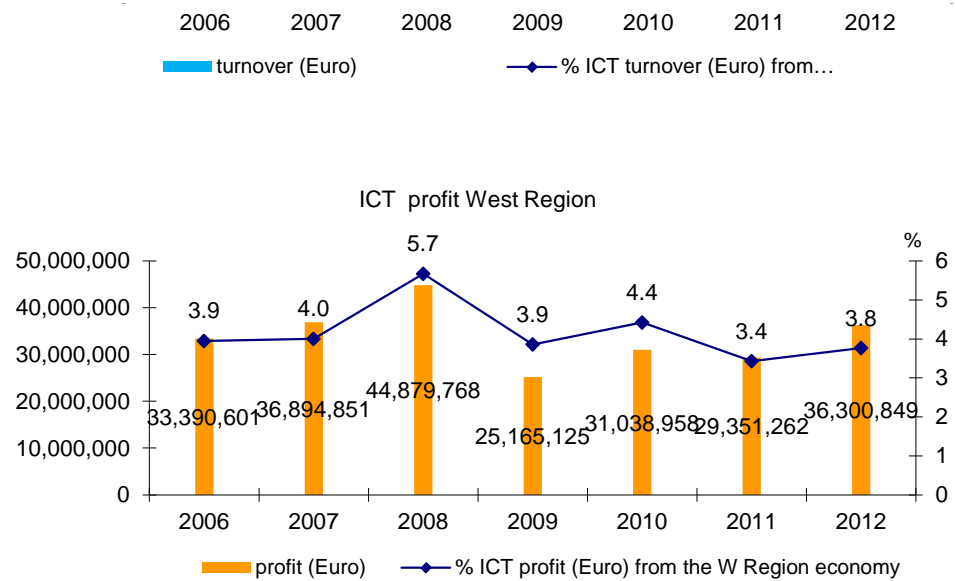


% ICT employees from the W Region economy	3.0	3.4	2.9	2.8	3.6	3.6	3.9
% ICT turnover (Euro) from the W Region economy	3.4	3.7	3.5	3.1	2.9	2.8	3.0
% ICT profit (Euro) from the W Region economy	3.9	4.0	5.7	3.9	4.4	3.4	3.8

**annual growth rate (%)**

	2006	2007	2008	2009	2010	2011	2012
ICT employees		21.7	2.6	0.1	0.3	6.3	6.1
ICT turnover (Euro)		28.6	3.4	-18.8	2.6	18.0	8.4
ICT profit (Euro)		10.5	21.6	-43.9	23.3	-5.4	23.7





CAENURI 2012

	nr of companies	employees	turnover Euro	profit Euro
CAEN 2611	24	4,581	97,354,984	3,219,184
CAEN 2612	14	675	41,771,599	1,752,835
CAEN 2620	28	329	28,501,255	1,559,699

CAEN 2630	4	1,352	110,314,593	7,026,981
CAEN 2640	2	60	482,883	1,322
CAEN 4741	139	239	14,445,649	474,442
CAEN 4742	51	208	7,990,184	140,501
CAEN 4743	24	47	1,708,375	67,547
CAEN 5821	2	3	0	0
CAEN 5829	95	366	12,662,916	1,303,938
CAEN 6110	91	442	9,221,496	896,675
CAEN 6120	31	1,503	58,792,138	7,463,728
CAEN 6201	420	2,166	64,766,588	6,882,207
CAEN 6202	180	630	19,739,187	2,114,713
CAEN 6203	19	19	642,182	79,998
CAEN 6209	101	147	3,754,085	542,988
CAEN 6311	211	518	8,576,697	1,826,736
CAEN 6312	15	23	217,318	23,801
CAEN 6391	11	18	357,850	34,350
CAEN 6399	29	41	600,000	153,483
CAEN 9511	161	340	11,781,101	731,909
CAEN 9512	14	20	231,355	3,810
total	<b>1,666</b>	<b>13,727</b>	<b>493,912,435</b>	<b>36,300,847</b>
ICT - SOFTWARE DEVELOPMEN	517	2535	77429504	8186145
	31.0	18.5	15.7	22.6

## BRIEF ON ICT SECTOR TIMIS COUNTY

**Sector:** ICT - SOFTWARE DEVELOPMENT

**NACE CODES** NACE 582 Soft-ware editing (Eurostat def)  
NACE 6201 Programing computers (Eurostat def)

**Total companies:** 366

**Foreign owned capital:** 97 **26%**

**\* 86 FROM THE TOTAL 97 FOREIGN OWNED COMPANIES ARE LOCATED IN TIMISOARA**

		number of companies	average number of employees	average turnover Euro
	1-10 employees	11	4	126,838
	11-50 employees	3	19	733,368
	51-100 employees	1	57	2,161,707
CAEN 5829	101-500 employees	1	135	4,532,001

	1-10 employees	50	3	88,561
	11-50 employees	21	22	541,937
	51-100 employees	3	68	1,383,981
CAEN 6201	101-500 employees	4	161	4,865,687







565841985 #REF!